

# **Final Report**

## **Calibration-Round-Robin**

### **CaRo 09**

**Adolf Kühner AG**

Dinkelbergstr. 1  
CH-4127 Birsfelden  
Switzerland

Tel. +41 (0)61 319 93 93  
Fax. +41 (0)61 319 93 94  
E-mail office @ kuhner.com  
Internet www.kuhner.com

This report shall not be published or reproduced other than in full.

## Conclusion

---

According to international standards (e.g. ISO 9000, GLP), test equipment must be calibrated at intervals by comparison with a standard or a calibrated testing apparatus.

This calibration also applies to the 20-l-apparatus and the 1-m<sup>3</sup>-vessel for the determination of P<sub>max</sub> and K<sub>max</sub> and the apparatus for determination of the minimum ignition energy. The test procedure is an important part of this calibration. A general check at the component level is incomplete and hence inadmissible.

Unfortunately there are neither internationally recognized reference samples nor reference equipment available for the determination of these explosion characteristics. Therefore the following calibration method has been carried out successfully:

A dust has been selected, prepared and supplied to **50** test laboratories all over the world. The mean values of the explosion indices, measured by the participating laboratories, has been calculated as reference values. The testing laboratories have been informed about the evaluation with a certificate.

This report presents the results of this calibration method and describes the evaluation procedures. It also demonstrates that with this method it was possible to discover and rectify the cause of any errors with installations producing results differing widely from the reference values.

### CaRo 09 - Reference values for the Explosion Indices P<sub>max</sub> and K<sub>max</sub>

<b>P<sub>max</sub></b> (bar)	<b>8.2 ± 10%</b> (7.4 ... 9.0)
<b>K<sub>max</sub></b> (bar·m/s)	<b>244 ± 10%</b> (220 ... 269)

### CaRo 09 - Reference values for the Minimum Ignition Energy MIE

<b>Es / 3</b>	<b>Es</b>	<b>Es · 3</b>
<b>0.6 mJ</b>	<b>1.7 mJ</b>	<b>5.0 mJ</b>



Birsfelden, January 2010

Adolf Kühner AG  
Christoph Cesana

## Participants

---

For details see section "list of participants".

	Pmax, Kmax (49)		MIE (41)	
	20-l	1 m <sup>3</sup>	MIKE	others
Austria	2		1	
Belgium	3		2	
Bosnia & Herzegovina	1			
Canada	1		1	
Czechoslovakia	1			
England	3		2	2
France	4		4	
Germany	9	3	8	2
Holland	1			
Hungary				1
Italy	1		1	
Japan			2	
Norway	1			1
Poland	1		1	1
Romania	1			
Spain	2			
Switzerland	4		4	
U.S.A	11		8	
<b>total:</b>	<b>46</b>	<b>3</b>	<b>34</b>	<b>7</b>

This calibration round robin test „CaRo 09“ has been accepted world wide as the best and most reliable calibration method for this type of test equipment.

**Test substance**

---

For correct calibration the CaRo 09 test sample has been milled, homogenized and shipped in an air tight package. Therefore the sample has to be tested „as delivered“.

**CaRo 09 = Niacin USP special (Nicotinic acid)**

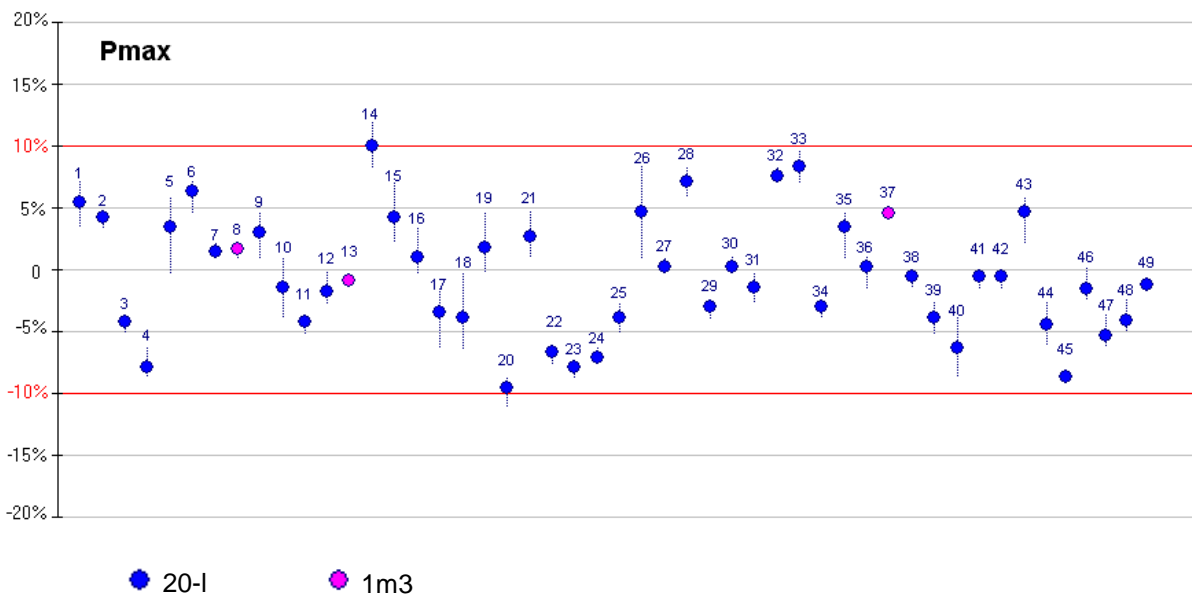
**Particle size:**

	d 10	d 50 = median	d 90
Sample 1	7 µm	28 µm	74 µm
Sample 2	7 µm	27 µm	77 µm
Sample 3	7 µm	27 µm	75 µm
Sample 4	7 µm	26 µm	69 µm

**Explosion Indices Pmax, Kmax**

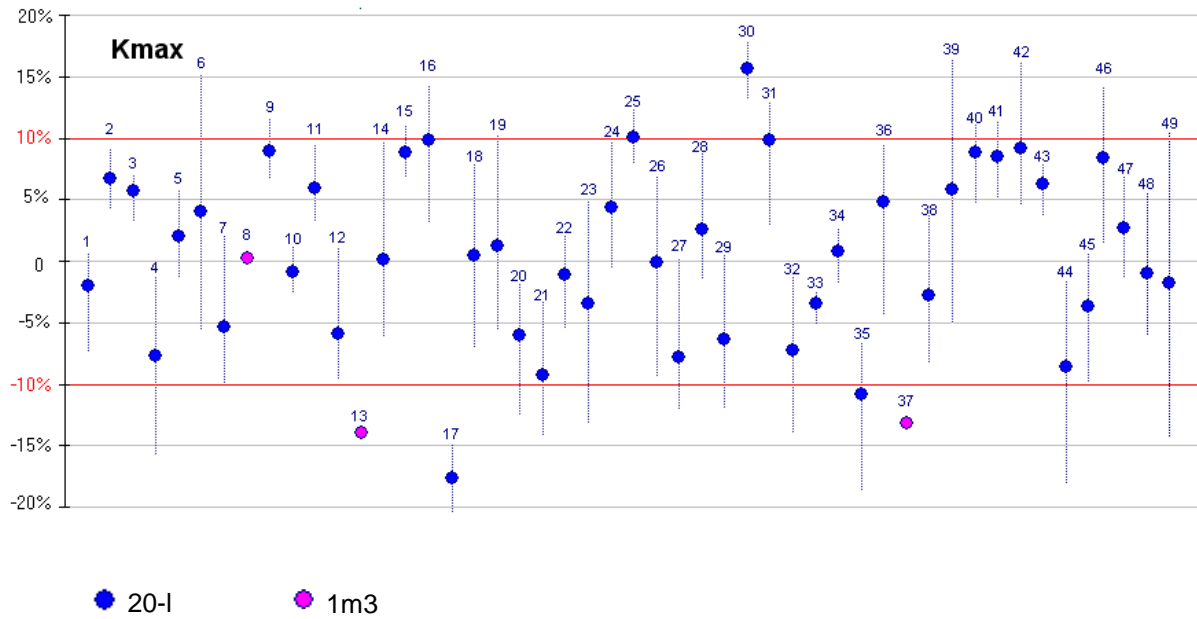
---

**Pmax = 8.2 bar** ± 10% (7.4 ... 9.0) at 536 g/m<sup>3</sup>



The individual results are drawn in relation to the arithmetic mean of all results and in chronological sequence (number of certificate).

**Kmax = 244 bar·m/s ± 10% (220 ... 269) at 691g/m<sup>3</sup>**



The individual results are drawn in relation to the arithmetic mean of all results and in chronological sequence (number of certificate).

**Test procedure:**

The method for determination of  $P_{max}$ ,  $K_{max}$  is described in the „Manual CaRo 09“.

**Evaluation:**

The explosion indices  $P_{max}$  and  $(dP/dt)_{max}$  are defined as the mean values of the maximum values of each series. Subsequently, the explosion index  $K_{max}$  is calculated from the mean value  $(dP/dt)_{max}$ .

**Scatter of  $P_{max}$  and  $K_{max}$** 

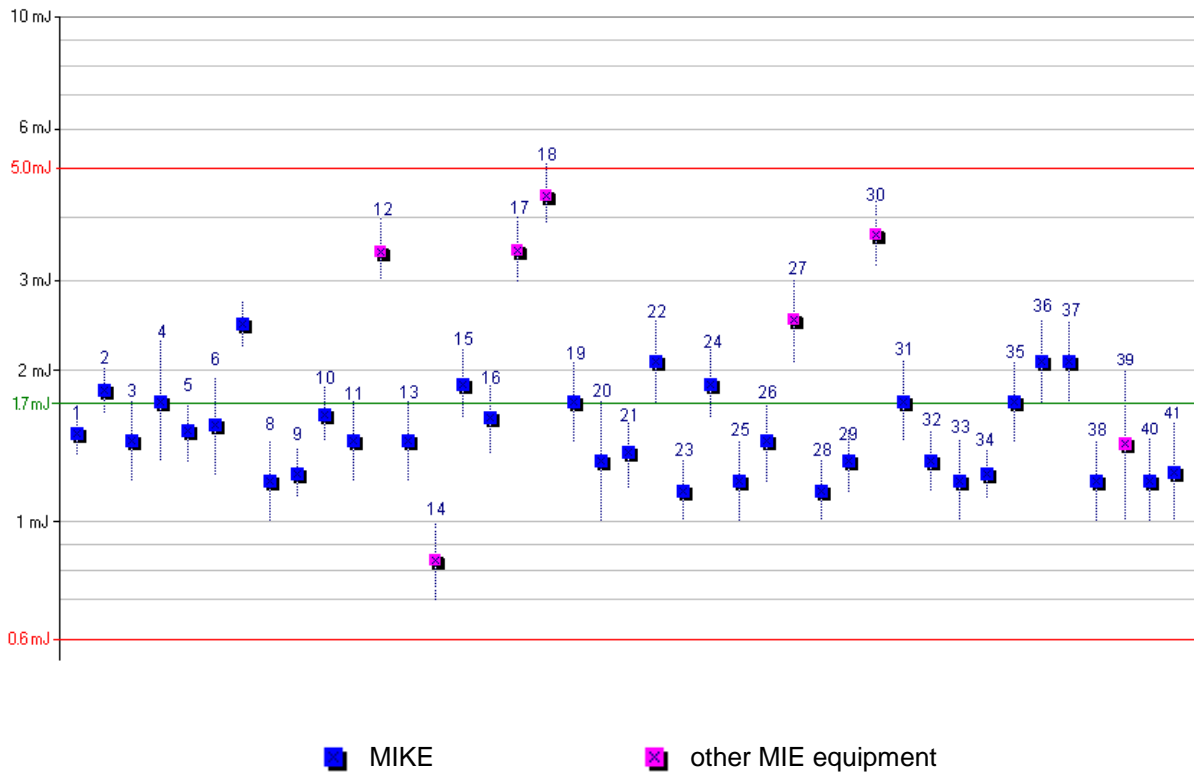
The maxima of each series must not deviate by more than **10%** of  $P_{max}$  resp.  $K_{max}$ .

Otherwise this series must be repeated !

**Calculation of the reference values:**

First the mean values of all test results (50) has been calculated. In a 2<sup>nd</sup> step all results outside of the tolerance band are excluded prior to the subsequent calculation of the mean value. Due to the large number of participants the mean values did not change.

## Minimum Ignition Energy MIE



The individual results are drawn in chronological sequence (number of certificate).

### Test procedure:

The method for determination of the MIE is described in the „Manual CaRo 09“.

**Estimation of the statistical energy (Es):**

The minimum ignition energy MIE lies, by definition, between two energy values:

$$E_1 < \text{MIE} < E_2$$

For the purpose of comparison between different apparatus, only one MIE value (Es) instead of the energy range (E1, E2) shall be used. This single value (Es) can be estimated by use of the probability of ignition as follows (EN 13821):

Provided that for the energy E2 a minimum of 5 dust concentrations evenly distributed are tested, the position of the MIE in the E1-E2 range can be estimated. At ignition energy E2, the number of dust concentrations with ignition, is divided by the total number of dust concentrations tested.

$$E_S = 10^{\log E_2 - \frac{I[E_2] \cdot (\log E_2 - \log E_1)}{(NI + I) \cdot [E_2] + 1}}$$

where is:  $I[E_2]$  = number of tests with ignition at the energy E2.  
 $(NI+I)[E_2]$  = total number of tests at the energy E2.

**Criteria for conformity:**

Conformity between two equipment (a, b) is given, when the Es-values differ less than a factor of 3 (EN 13821).

$$1/3 < E_s(a) / E_s(b) < 3$$

Accordingly:

Conformity in the CaRo 09 is given, when the Es-value of each equipment differ less than a factor of 3 to the mean (Es) of all equipment:

<b>Es / 3</b>	<b>Es</b>	<b>Es • 3</b>
<b>0.6 mJ</b>	<b>1.7 mJ</b>	<b>5.0 mJ</b>



## List of Participants

Country	Company Laboratory	E-Mail	Pmax Kmax	MIE
Austria	Allg. Unfallversicherungsanstalt	klaus.kopia@auva.at	✓	✓
Austria	SynEX GmbH	Dietmar.Gresslehner@FIREX.at	✓	
Belgium	D.D. Engineering	magda.lebleu@ddeng.be	✓	
Belgium	ADINEX N.V.	filip.verplaetsen@adinex.be	✓	✓
Belgium	Janssen Pharmaceutica NV	cfannes@its.jnj.com	✓	✓
Bosnia & Herzegovina	UNIVERSITY OF TUZLA RGGF	rggf.lab@untz.ba	✓	
Canada	Dalhousie University, Dept. Of Process Eng. & Applied Science	paul.amyotte@dal.ca	✓	✓
Ceska Republika	V V U U, a.s Akreditovana laborator vybusnosti	mokosl@vuuu.cz	✓	
England	Health & Safety Laboratory Stores	paul.holbrow@hsl.gov.uk		✓
England	Chilworth Technology Limited	pbremble@chilworth.co.uk	✓	✓
England	BRE Building Research	amendtl@bre.co.uk	✓	✓
France	Sanofi-Aventis Site de Neuville Lab. de Sécurité des Procédés	Severine.Grangier@sanofi-aventis.com	✓	✓
France	ENSIC-CNRS Laboratoire Réaction et Génie des Procédés	dufaud@ensic.inpl-nancy.fr	✓	✓
France	RHODIA Centre de Recherche et de Technologies de Lyon (CRTL)	Martine.VIBERT@EU.RHODIA.COM	✓	✓
France	INERIS	Agnes.JANES@ineris.fr	✓	✓
Germany	INBUREX Consulting GmbH	Martin.Gosewinkel@inburex.com	✓	✓
Germany	Wacker-Chemie GmbH	Alfred.Augsberger@wacker.com		✓
Germany	BGN, Geschäftsbereich Prävention / Zentrallabor (ZL)	Norbert.Schreiner@BGN.de	✓	✓
Germany	DEKRA EXAM GmbH	matthias.reinecke@dekra.com	✓	✓
Germany	Boehringer Ingelheim Pharma	juergen.leininger@ing.boehringer-ingelheim.com	✓	✓
Germany	Henkel KGaA	Harald.Liebs@henkel.com	✓	✓
Germany	IBExU Institut für Sicherheitstechnik GmbH	f.flemming@ibexu.de	✓	✓
Germany	BGIA -Institut für Arbeitsschutz	Hans-Joerg.Teske@dguv.de	✓	✓
Germany	Basf Aktiengesellschaft	norbert.mayer@basf.com	✓	✓
Germany	Hochschule Mannheim	w.schmitt@hs-mannheim.de	✓	✓
Hungary	Gedeon Richter Ltd.	gy.negyesei@richter.hu		✓

Country	Company Laboratory	E-Mail	Pmax Kmax	MIE
Italy	Stazione sperimentale per	mascioli@ssc.it	✓	✓
Japan	Sumitomo Chemical Co., Ltd.	moris4@sc.sumitomo-chem.co.jp		✓
Japan	TIIS - Technology Institution of Industrial Safety	matsuda@anky.or.jp		✓
Netherlands	DSM RESOLVE	Eddy.Oost-van-t@dsm.com	✓	
Norway	GexCon AS Dust Explosion Test Laboratory	cta@gexcon.com	✓	✓
Poland	Instytut Przemysłu Organicznego Zakład Bezpieczeństwa	fraczak@ipo.waw.pl		✓
Poland	Central Mining Institute Experimental Mine "Barbara"	zdyduch@gig.katowice.pl	✓	✓
Romania	INCD INSEMEX Petrosani	insemex@insemex.ro	✓	
Switzerland	Lonza SA Visp	yvo.doenni@lonza.com	✓	
Switzerland	FIRMENICH SA	federico.de.mestral@firmenich.com	✓	
Switzerland	DSM Nutritional Products Ltd.	mischa.schwaninger@dsm.com		✓
Switzerland	F. Hoffmann-La Roche AG	klaus.schwenzfeuer@Roche.COM		✓
Switzerland	Schweiz. Institut zur Förderung der Sicherheit	Adrien.Bisel@swissi.ch	✓	✓
U.S.A	BASF CORPORATION EXPERIMENTAL SAFETY	chunyang.wei@basf.com	✓	
U.S.A	ABBOTT LABORATORIES GPRD, Dept. R45R, R8-3	Jeffrey.Breting@abbott.com	✓	✓
U.S.A	Bristol-Myers Squibb Company Chemical hazards evaluation lab.	alan.fritz@bms.com		✓
U.S.A	Chilworth Technology Inc.	CDinh@chilworth.com		✓
U.S.A	Ciba Specialty Chemicals Additives Division	Larry.floyd@cibasc.com	✓	✓
U.S.A	CYTEC Industries Inc.	Mark.Ryan@cytec.com	✓	✓
U.S.A	Firmenich Inc.	Peter.DE.REGE@firmenich.com	✓	✓
U.S.A	FM GLOBAL Technologies LLC	richard.jambor@fmaprovals.com	✓	
U.S.A	International Specialty Products	JForman@ispcorp.com	✓	✓
U.S.A	FAUSKE & ASSOCIATES, LLC	Dastidar@Fauske.com	✓	✓